

Year: XX

ISSUE: 191

Volume: 241

Nepal Telecommunications Authority

Telecommunication Indicators

Mangsir, 2081

P.O. Box No. 9754
Jamal, Kathmandu, Nepal
Phone No.: +977-1-5355474
Fax No.: +977-1-5355250
E-mail: ntra@nta.gov.np, info@nta.gov.np
Website: www.nta.gov.np

Published on
Paush, 2081

Contents

1. Voice Telephony	3
1.1 Subscription of Voice Telephony Service	3
1.2 Service wise Market Proportion of Voice Service (Based on Subscription)	4
1.3 Operator-wise Market Proportion of Voice Service (Based on Sim Subscription)	5
1.4 Population Penetration (%) of Voice Service (Based on Subscription).....	6
2. Internet Service	7
2.1 Subscription of Broadband Internet Service.....	7
2.2 Market Proportion of Data Service (Technology-wise).....	8
2.3 Market Proportion of Mobile Broadband Service (Based on Sim Subscription)	9
2.4 Population Penetration of Broadband Service (Based on Subscription).....	10
2.6 Market proportion of Fixed Broadband service (Operator-wise)	12
2.7 Technology used in Broadband Service.....	13

1. Voice Telephony

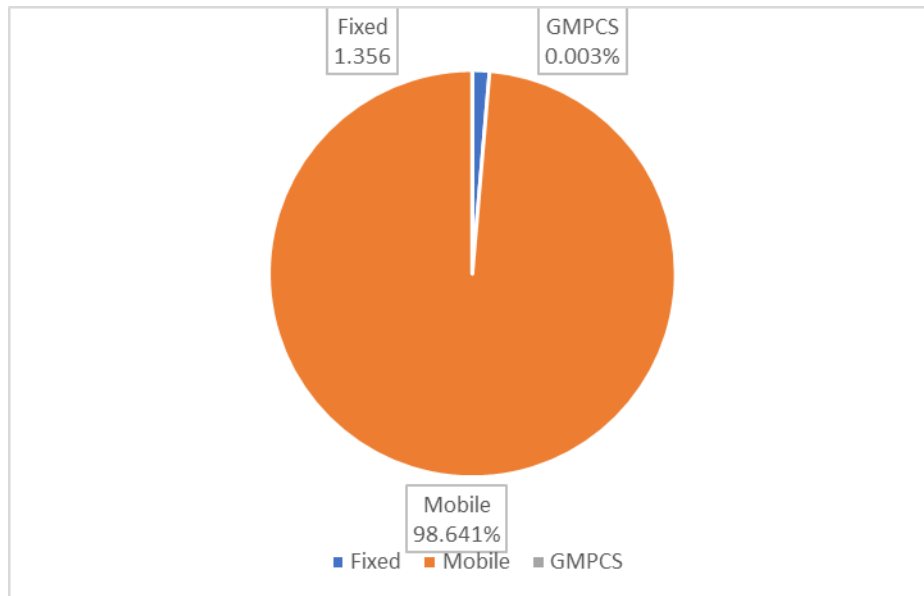
1.1 Subscription of Voice Telephony Service

Operator	Service	Technology	Total Number of Subscribers
Nepal Doorsanchar Company Ltd.	Fixed	PSTN	38,203
		FTTH Voice	370,621
		VSAT	
		WLL#	
	Mobile	CDMA	
		GSM/IMT	14,805,026
Ncell Company Ltd.		GSM/IMT	14,944,927
Constellation Pvt. Ltd.	GMPCS	GMPCS	1,052
I4 Technology Pvt.Ltd.		GMPCS	3
Total			30,159,832

Population Projection (2011-2031): 2,91,64,578 (Source: cbs.gov.np)
CDMA/ WLL service phased out by Nepal Telecom from Shrawan, 2080.

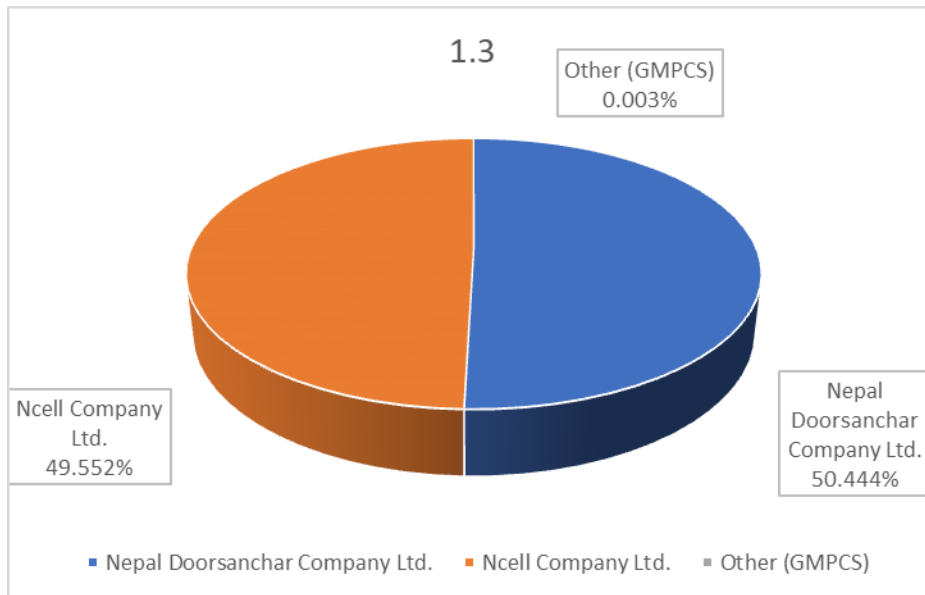
1.2 Service wise Market Proportion of Voice Service (Based on Subscription)

Voice Telephony Service	Number of Subscriber	Market Proportion (%)
Fixed	408,824	1.356
Mobile	29,749,953	98.641
GMPCS	1,055	0.003
Total	30,159,832	100.00



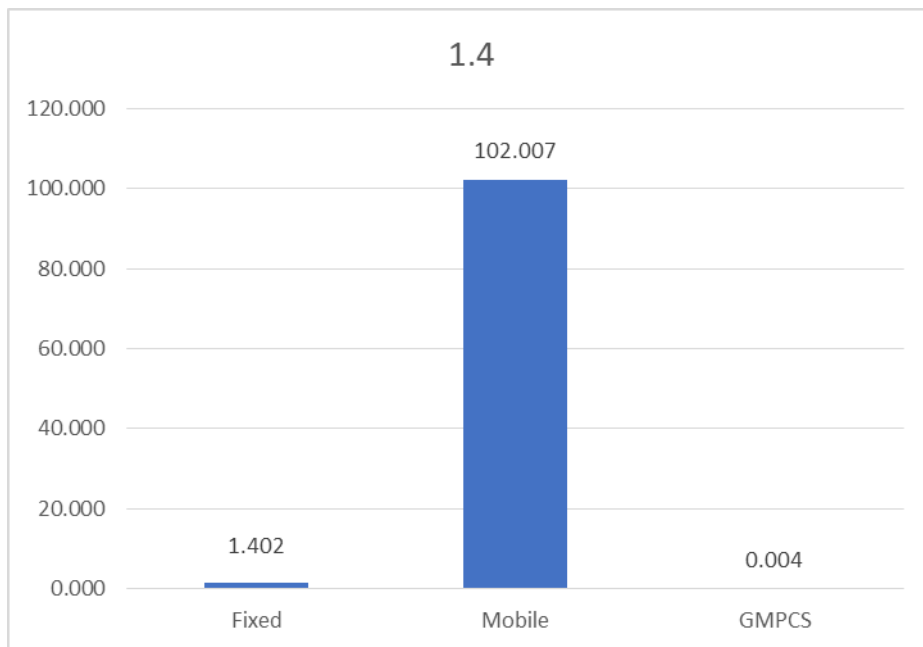
1.3 Operator-wise Market Proportion of Voice Service (Based on Sim Subscription)

Operator	Number of Subscriber	Market Proportion (%)
Nepal Doorsanchar Company Ltd.	15,213,850	50.444
Ncell Company Ltd.	14,944,927	49.552
Other (GMPCS)	1,055	0.003
Total	30,159,832	100.000



1.4 Population Penetration (%) of Voice Service (Based on Subscription)

Voice Telephony Service	Number of Subscriber	Population Penetration (%)
Fixed	408,824	1.402
Mobile	29,749,953	102.007
GMPCS	1,055	0.004
Total	30,159,832	103.413



2. Internet Service

2.1 Subscription of Broadband Internet Service

Services		No.of Subscriptions			Total
		Nepal Doorsanchar Company Ltd.	Ncell Axiata Ltd.	ISPs	
Fixed Broadband (Wired)	ADSL/ Cable	2,373	-	3	2,376
	FTTH	317,360	-	2,635,018	2,952,379
Fixed Broadband (Wireless)	Radio (WIFI)	27,642	-	4,136	31,778
Mobile Broadband	3G	781,337	161,942	-	943,279
	4G	13,258,395	12,001,898	-	25,260,293
	EVDO				-
Total		14,387,107	12,163,840	2,639,158	29,190,105

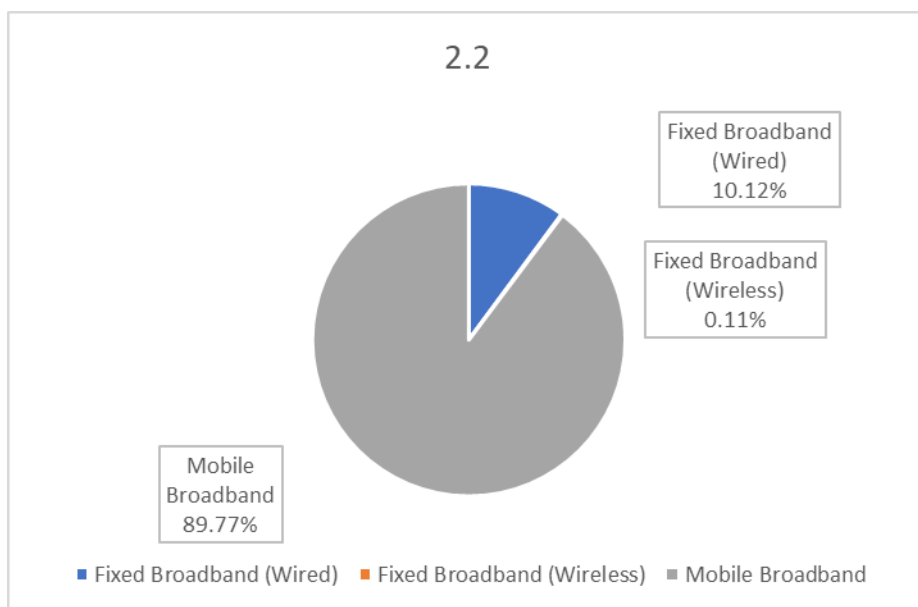
Note: Data/Internet Service through GPRS Service is excluded in Broadband subscription.

1 Connection equal to 4.37 subscribers for fixed broadband (Source: cbs.gov.np)

EVDO service phased out by Nepal Telecom from Shrawan, 2080.

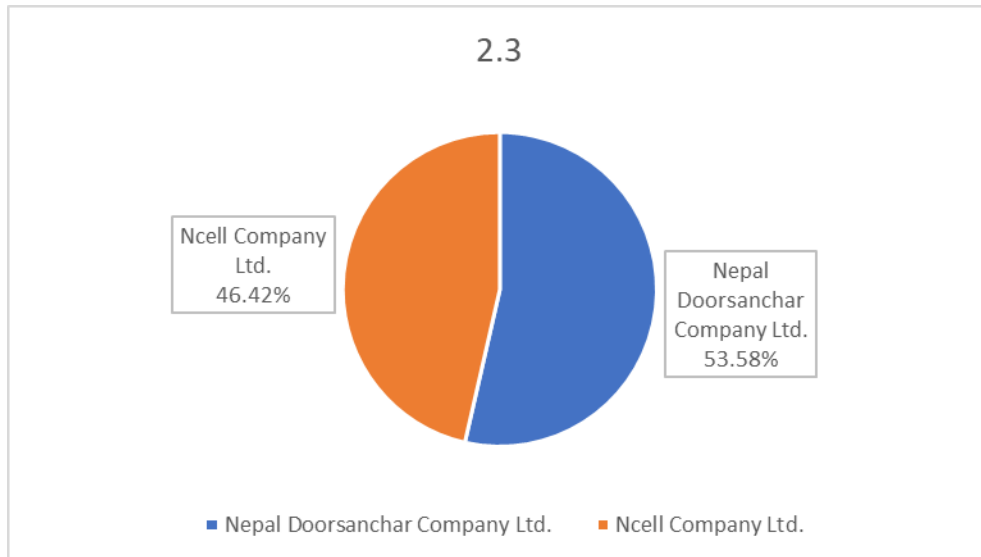
2.2 Market Proportion of Data Service (Technology-wise)

Broadband Services	Number of Subscriptions	Market Proportion (%)
Fixed Broadband (Wired)	2,954,755	10.12
Fixed Broadband (Wireless)	31,778	0.11
Mobile Broadband	26,203,572	89.77
Total Broadband Service	29,190,105	100.00



2.3 Market Proportion of Mobile Broadband Service (Based on Sim Subscription)

Operator	Number of Subscriptions	Market Proportion (%)
Nepal Doorsanchar Company Ltd.	14,039,732	53.58
Ncell Company Ltd.	12,163,840	46.42
Total	26,203,572	100.00



2.4 Population Penetration of Broadband Service (Based on Subscription)

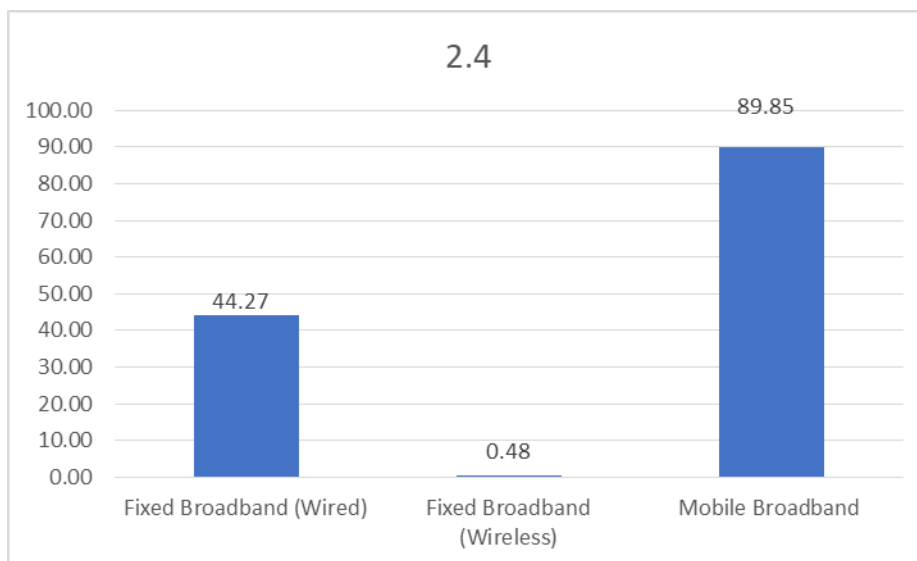
Broadband Services	Number of		Population Penetration(%)
	Subscriptions	Subscribers	
Fixed Broadband (Wired)	2,954,755	12,912,279	44.27
Fixed Broadband (Wireless)	31,778	138,870	0.48
Mobile Broadband	26,203,572	26,203,572	89.85
	29,190,105	39,254,721	134.60

Family Size

4.37

Population of Nepal(2078)

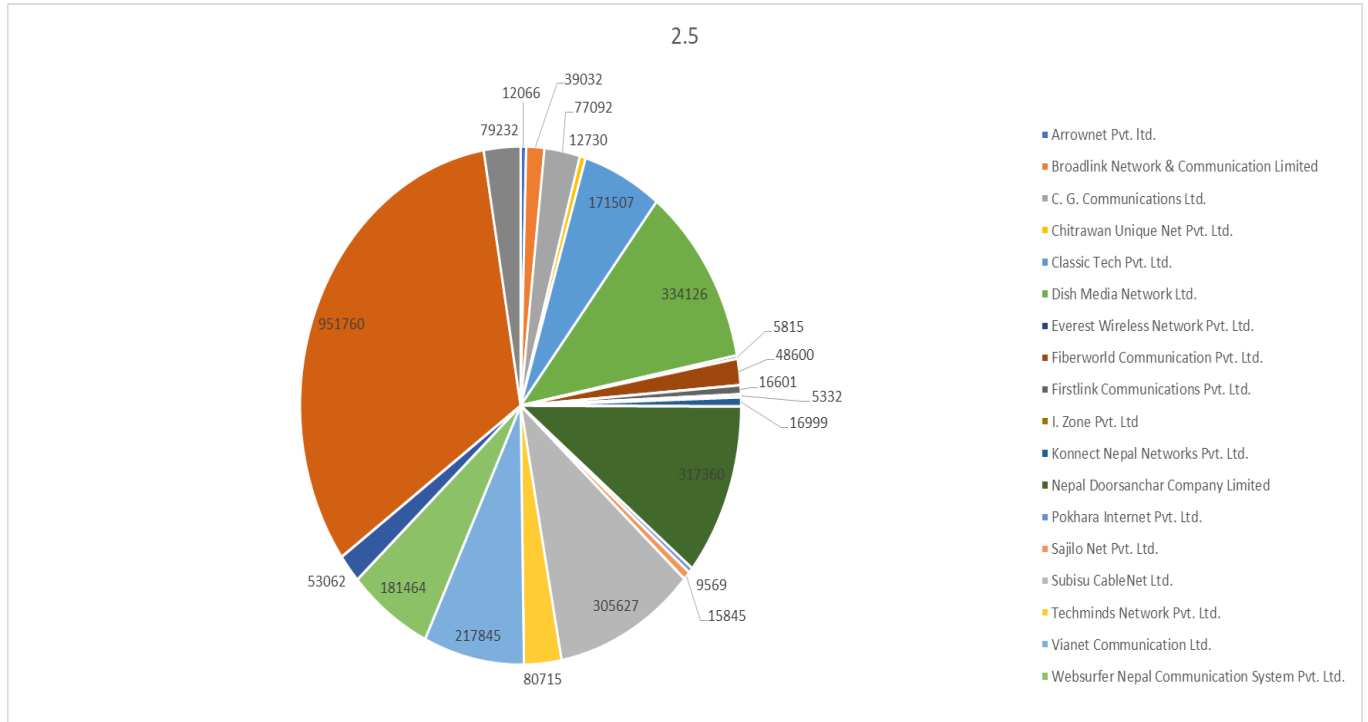
29,291,746



2.5 List of Top Twenty Internet Service Providers (Based on Number of subscriber-Fixed Broadband)

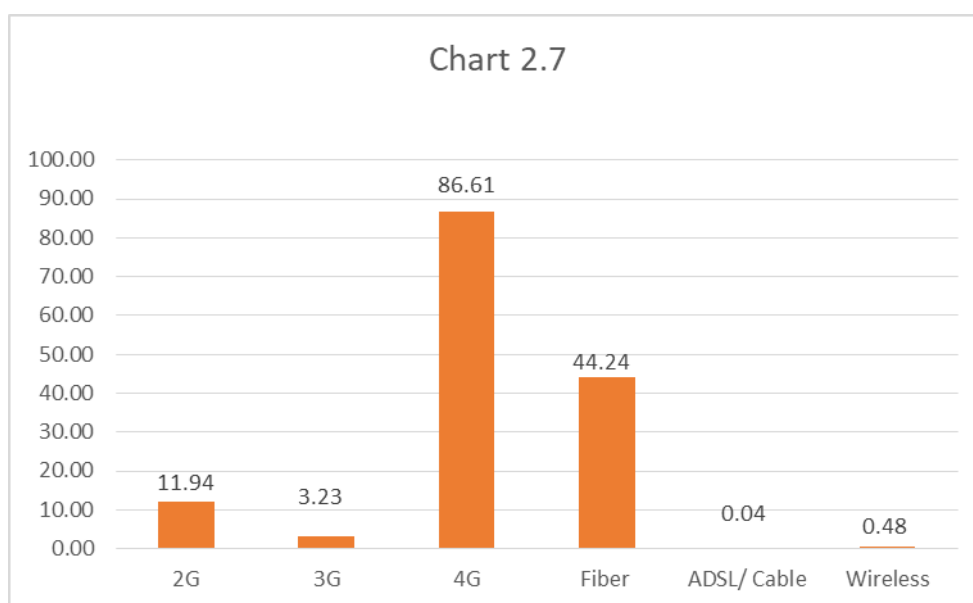
S.no.	Operator	Fiber	ADSL/Cable	Wireless	Total	Market Share (in %)	Rank
1	Arrownet Pvt. Ltd.	12,066	0	75	12,141	0.41%	18
2	Broadlink Network & Communication Limited	39,032	0	90	39,122	1.31%	13
3	C. G. Communications Ltd.	77,092	0	0	77,092	2.58%	10
4	Chitrawan Unique Net Pvt. Ltd.	12,730	0	0	12,730	0.43%	17
5	Classic Tech Pvt. Ltd.	171,507	0	703	172,210	5.77%	7
6	Dish Media Network Ltd.	334,126	0	0	334,126	11.19%	3
7	Everest Wireless Network Pvt. Ltd.	5,815	0	1,540	7,355	0.25%	20
8	Fiberworld Communication Pvt. Ltd.	48,600	0	268	48,868	1.64%	12
9	Firstlink Communications Pvt. Ltd.	16,601	0	0	16,601	0.56%	15
10	I. Zone Pvt. Ltd	5,332	0	0	5,332	0.18%	21
11	Konnect Nepal Networks Pvt. Ltd.	16,999	0	0	16,999	0.57%	14
12	Nepal Doorsanchar Company Limited	317,360	2,373	27,642	347,375	11.63%	2
13	Pokhara Internet Pvt. Ltd.	9,569	0	155	9,724	0.33%	19
14	Sajilo Net Pvt. Ltd.	15,845	0	0	15,845	0.53%	16
15	Subisu CableNet Ltd.	305,627	0	0	305,627	10.23%	4
16	Techminds Network Pvt. Ltd.	80,715	0	216	80,931	2.71%	8
17	Vianet Communication Ltd.	217,845	0	0	217,845	7.29%	5
18	Websurfer Nepal Communication System Pvt. Ltd.	181,464	0	398	181,862	6.09%	6
19	Wifi Nepal Pvt. Ltd.	53,062	0	0	53,062	1.78%	11
20	WorldLink Communications Ltd.	951,760	3	384	952,147	31.88%	1
21	Other	79,232	0	307	79,539	2.66%	9
Total		2,952,379	2,376	31,778	2,986,533	100%	

2.6 Market proportion of Fixed Broadband service (Operator-wise)



2.7 Technology used in Broadband Service

Technology	Number of user	Population Penetration Proportion (%)
2G	3,481,075	11.94
3G	943,279	3.23
4G	25,260,293	86.61
Fiber	12,901,896	44.24
ADSL/ Cable	10,383	0.04
Wireless	138,870	0.48
Total	42,735,796	146.53
Family Size		4.37
Population of Nepal(2078)		29,164,578



Contact:

Nepal Telecommunications Authority

Jamal, Kathmandu

Phone No.: +977-1-5355474

Fax No.: +977-1-5355250

E-mail: info@nta.gov.np, ntra@nta.gov.np